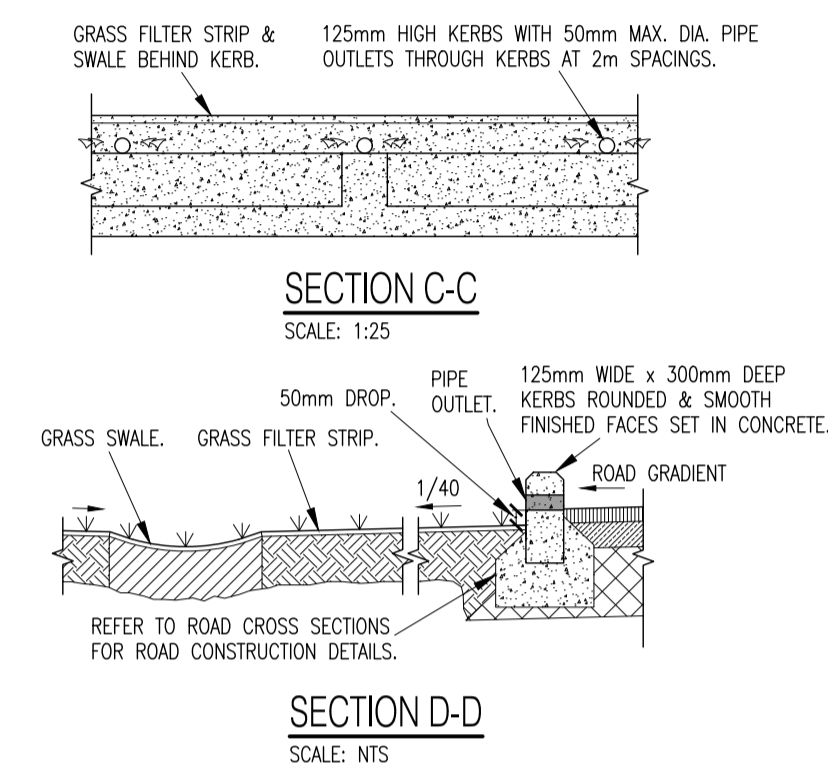
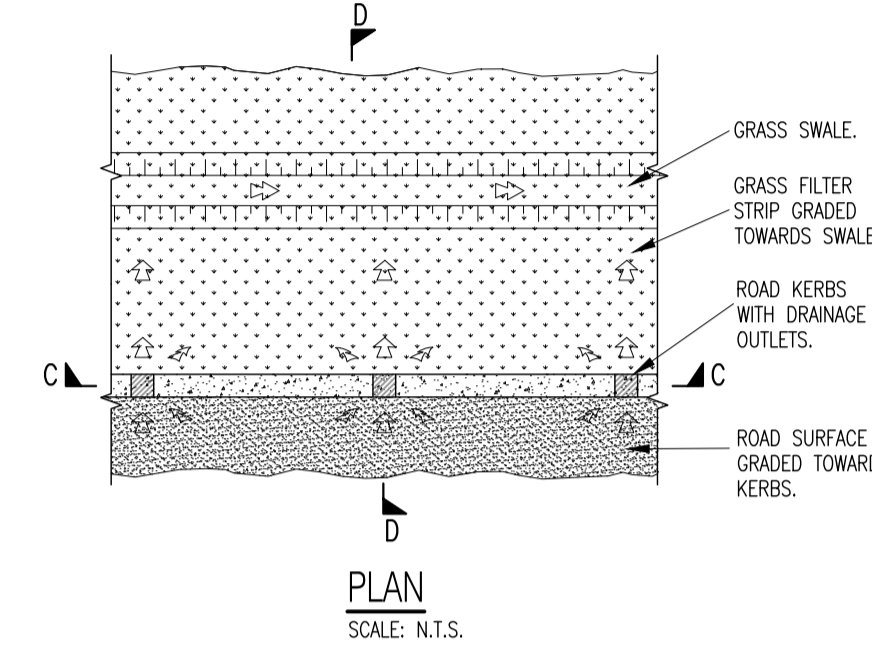
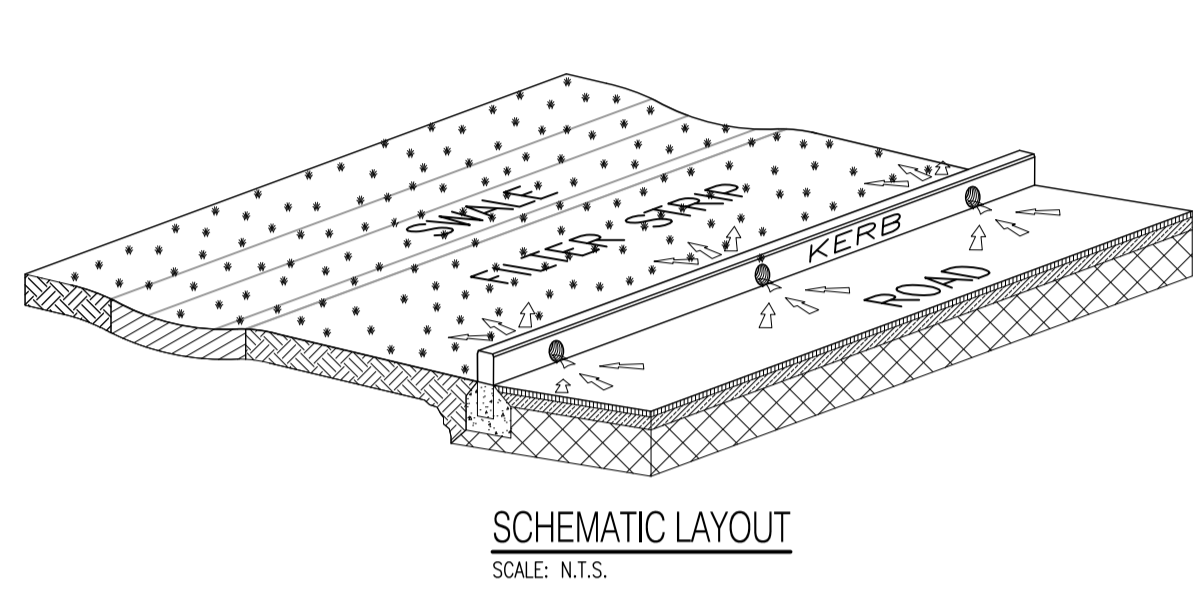


TYPICAL ROADSIDE LATERAL KERB INLET (NON-CONTINUOUS KERB)



TYPICAL ROADSIDE LATERAL KERB INLET (KERB WITH PIPE OUTLETS)

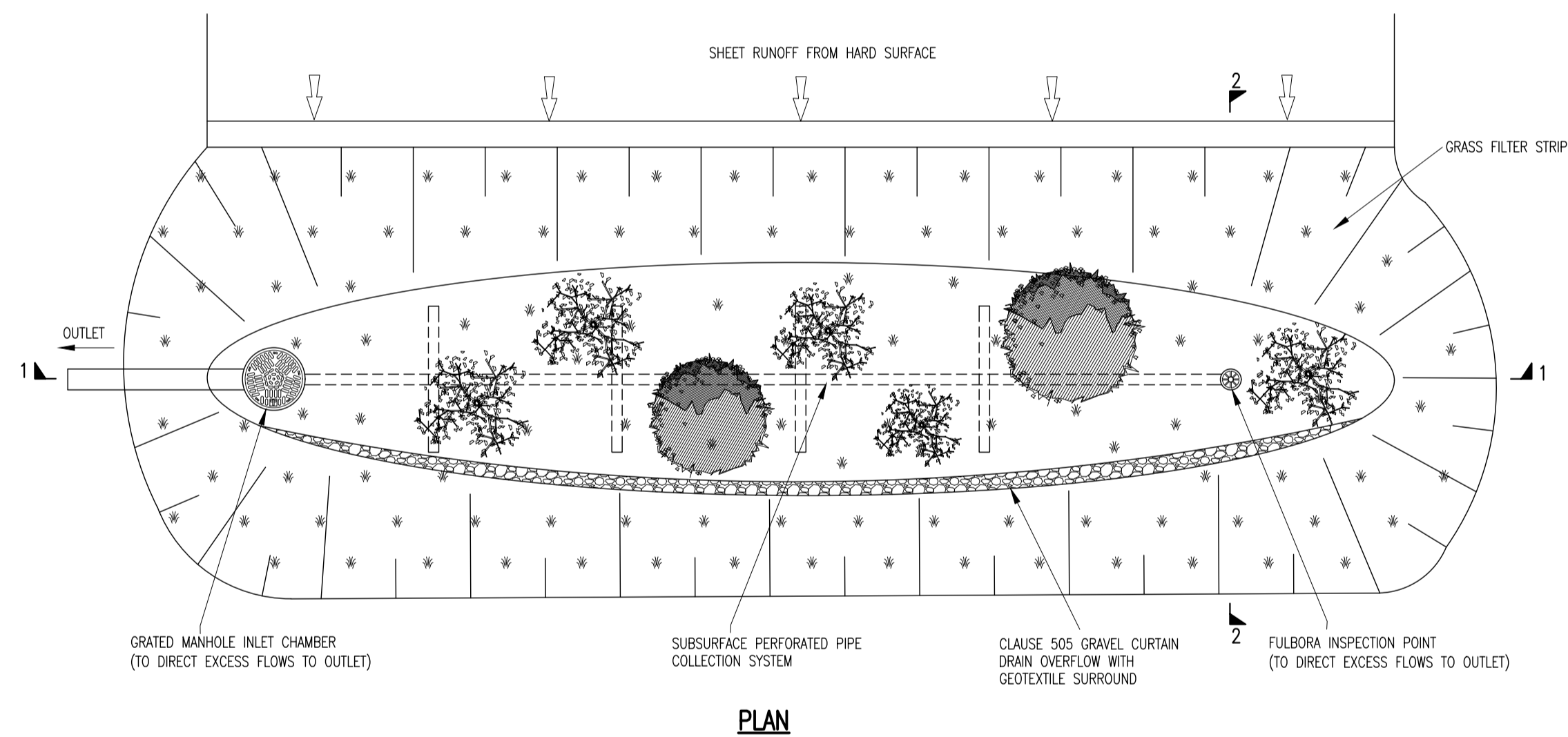
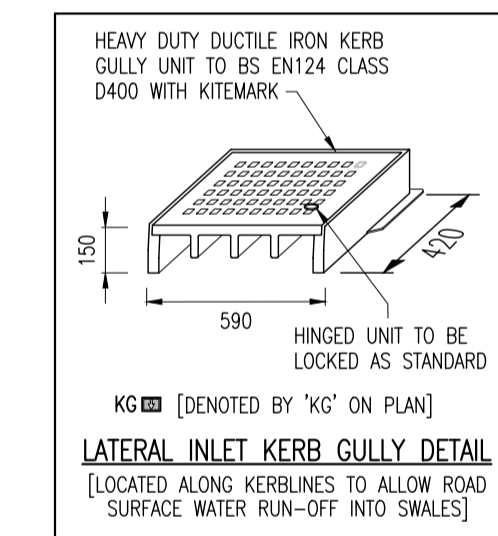
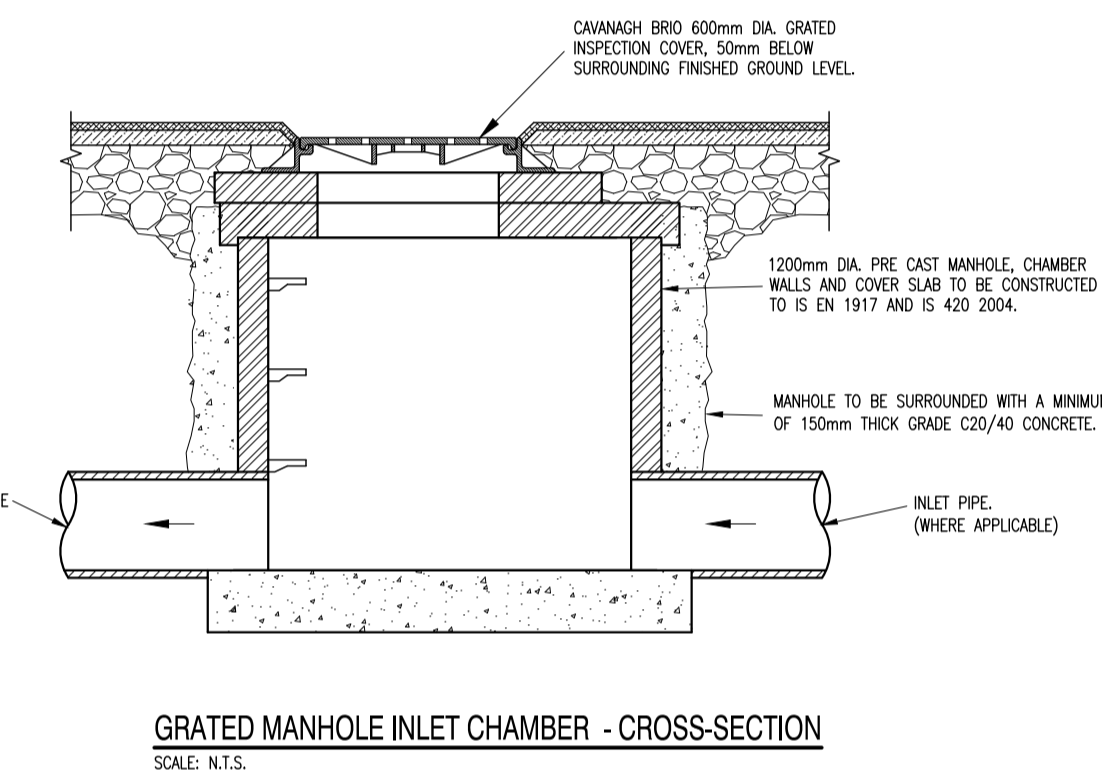
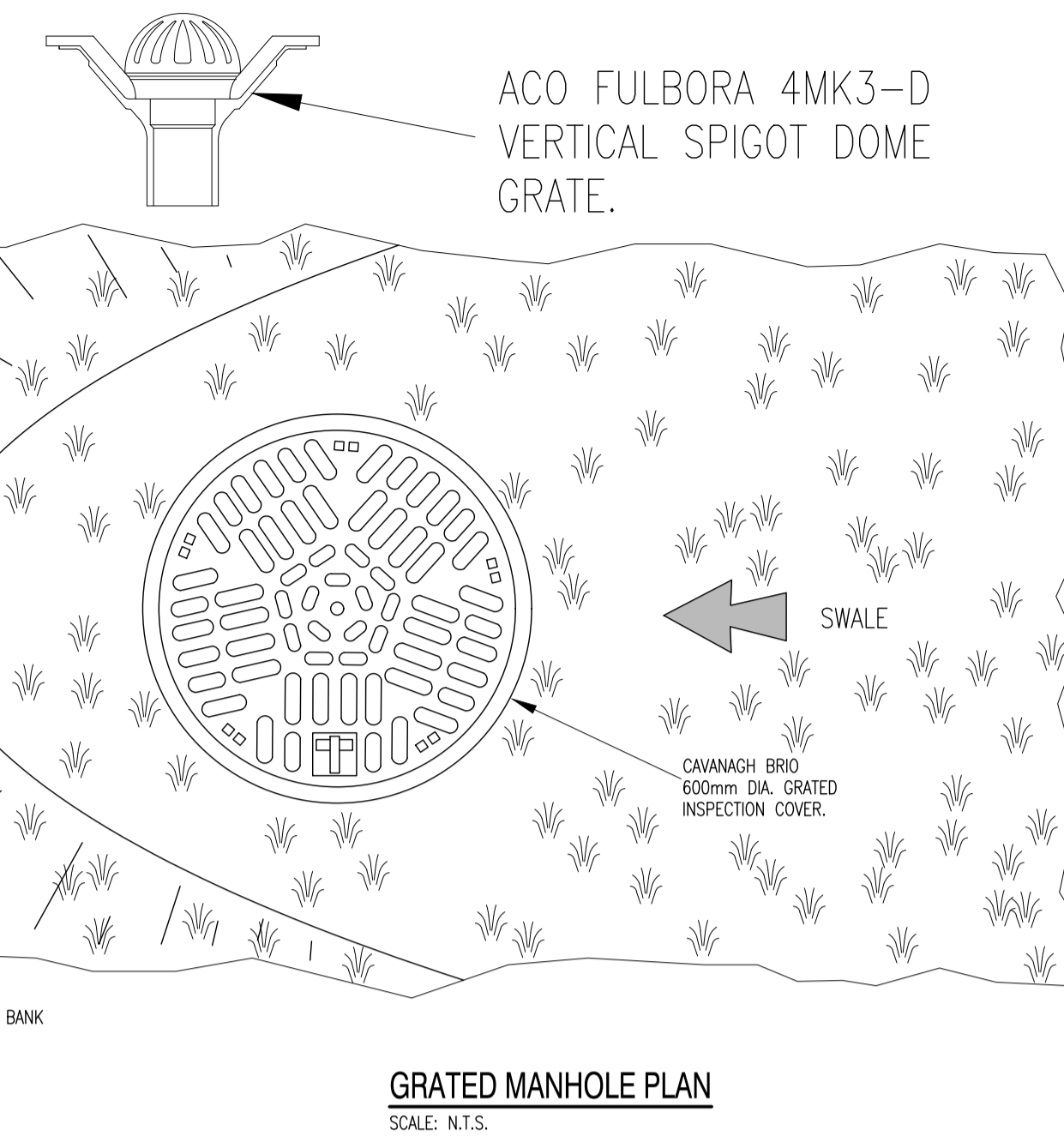
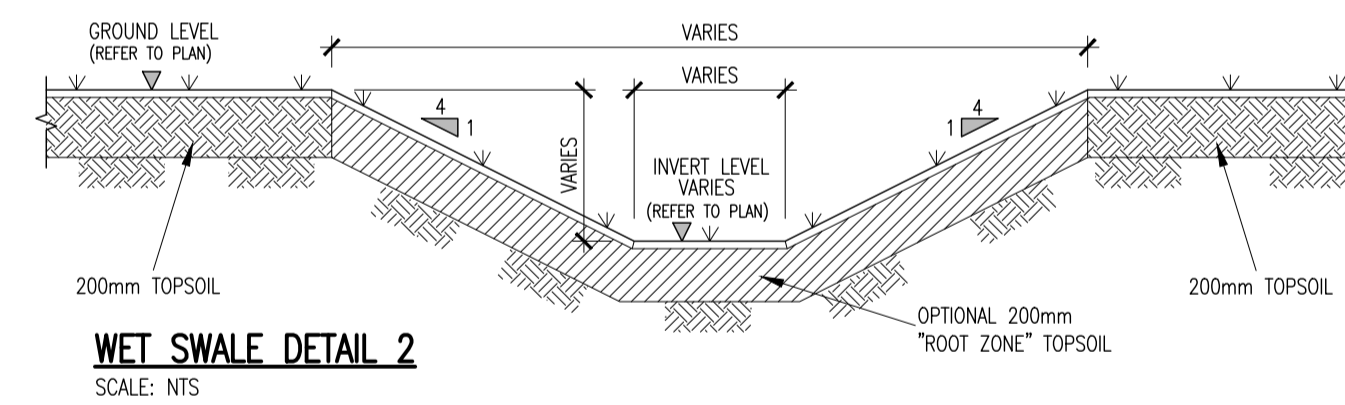
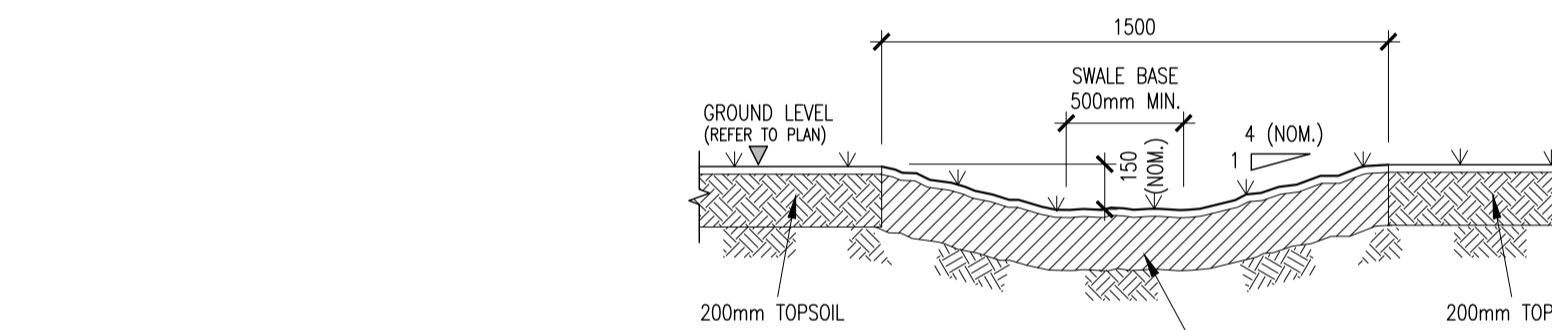
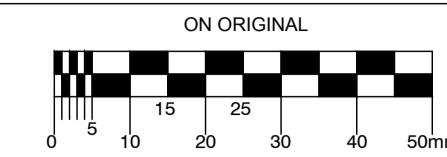


TABLE 1

COMPONENT	PERCENTAGE MIXTURE
SAND	35-60%
SILT	30-50%
CLAY	10-25%
ORGANIC MATTER	0-4%
TOP SOIL	-



© COPYRIGHT OF THIS DRAWING IS RESERVED BY DBFL CONSULTING ENGINEERS. NO PART SHALL BE REPRODUCED OR TRANSMITTED WITHOUT THEIR WRITTEN PERMISSION.



- NOTES:**
- WHERE ROCKS OR OTHER HARD TRENCH BOTTOM IS ENCOUNTERED, THE FIGURE DENOTED BY * IS TO BE DOUBLED.
 - TYPE 1 GRANULAR MATERIAL: BROKEN STONE OR GRAVEL TO PASS 10mm SIEVE AND BE RETAINED ON 5mm SIEVE.
 - TYPE 2 GRANULAR MATERIAL: BROKEN STONE OR GRAVEL TO PASS 10mm - 25mm SIEVE, ACCORDING TO PIPE SIZE, (SEE TABLE) AND BE RETAINED ON 5mm SIEVE.
 - CLAUSE 601 S.R.W. BACKFILL: UNIFORM READILY COMPACTED MATERIAL FREE FROM TREE ROOTS, VEGETABLE MATTER, BUILDING DEBRIS, AND FROZEN SOIL AND EXCLUDING CLAY LUMPS RETAINED ON A 75mm SIEVE AND STONES RETAINED ON A 37.5mm SIEVE.
 - RIGID PIPES SHALL MEAN CAST OR SPUN IRON, CONCRETE OR CLAY.
 - GULLY GRATINGS AND FRAMES SHALL COMPLY WITH THE REQUIREMENTS OF I.S./E.N./124 1994. GULLIES SHALL BE CLASS D400.
 - GULLY WALLS SHALL BE CONSTRUCTED IN CLASS 30N/mm² PRECAST OR INSITU CONCRETE OR ALTERNATIVELY IN SOLID CONCRETE BLOCKS DESIGNATED S10, STRENGTH 10N/mm².
 - ALL PIPES TO BE BEDDED IN ACCORDANCE WITH MANUFACTURERS RECOMMENDATIONS.
 - SURFACE WATER SEWERS TO BE CLASS H CONCRETE TO IS EN1916 AND IS 6 2004.
 - FOUL SEWERS TO BE uPVC PIPES TO COMPLY WITH THE 'PROVISIONAL SPECIFICATIONS FOR SOIL PIPES, DRAINS, SEWERS AND FITTINGS MADE OF UNPLASTICISED P.V.C.' ISSUED BY THE DEPARTMENT OF THE ENVIRONMENT AND THE GRATER DUBLIN REGIONAL CODE OF PRACTICE FOR DRAINAGE WORKS V6.0.

REV.	DATE	DESCRIPTION	BY	CHKD.
A	080721	SHD STAGE 3 PLANNING	GMC	ASM

PLANNING SHD STAGE 3

DESIGNED	DWG	PREPARED	GMC
DATE	JUL 2020	CHECKED	DMW

DBFL CONSULTING ENGINEERS

DUBLIN OFFICE: Ormrod House, Upper Ormrod Quay, Dublin 7, Ireland. PHONE +353 1 400 4000 FAX +353 1 400 4050

WATERFORD OFFICE: Unit 2, The Chandery, 1-2 O'Connell Street, Waterford, Ireland. PHONE +353 51 309 500 FAX +353 51 844 913

DBFL Consulting Engineers email: info@dbfl.ie site: www.dbfl.ie

PROJECT
STRATEGIC HOUSING DEVELOPMENT AT SOUTHGATE, DROGHEDA, CO. MEATH

DRG. TITLE
TYPICAL DRAINAGE DETAILS SHEET 3

CLIENT
ROCKMILL LTD.

SCALE AS SHOWN @A1 **FILE REF.** 190081-3014
DRG. NO. 190081-3014 **A**